



# Energy-saving tips

Visit our website for more helpful tips on saving energy and preventing the formation of mould.  
[www.hwgmbh.de/energie](http://www.hwgmbh.de/energie)



## All rooms

### LIGHTS > Savings potential of 80%

- Replace old incandescent light bulbs with LED lights.
- Switch off lights when not in use.



### RADIATORS

#### • Living room and bathroom:

Set thermostat between level 3 and 4\*

#### • Kitchen and bedroom:

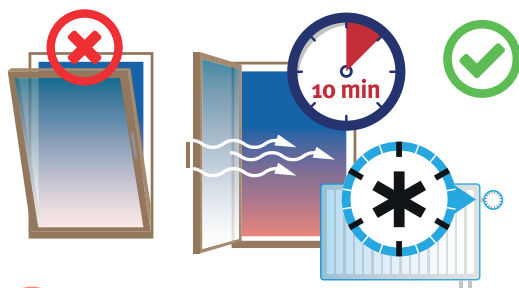
Set thermostat between level 2 and 3\*

#### • Nursery:

Set thermostat between level 3 and 4 (daytime).\*

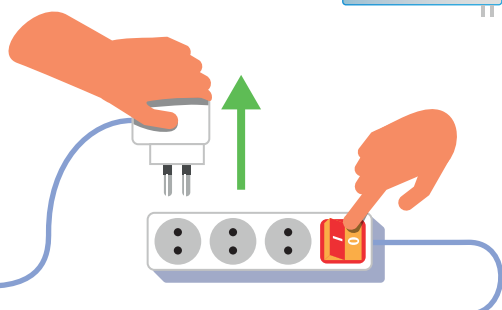
Set thermostat between level 2 and 3 (night time)\*.

- Turn thermostat down one level when leaving the apartment.
- Don't cover radiators or place furniture in front of them.
- Clean radiators once or twice a year\*\*.



### WINDOWS

- Shock or cross ventilate rooms two to three times a day for ten minutes (to prevent the formation of mould).
- Turn the thermostat to the asterisk position when ventilating rooms.
- Don't tilt windows to ventilate rooms.




### ELECTRICAL DEVICES > Savings potential of 70%

- Switch off devices. Don't leave them on stand-by.
- Unplug chargers and power plugs when not in use.
- Use socket strips that can be switched off.

\* What is regarded by one person as a warm ambient temperature may be too warm or too cold for somebody else. The above settings are recommendations.

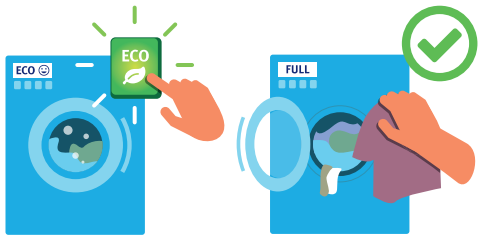
\*\* You can borrow a radiator brush from our caretakers.



## In the bathroom

### SHOWER > Savings potential of 30%

- Take a quick shower instead of a bath.




### WASHING MACHINE > Savings potential of 20%

- Fill the washing machine as full as possible.
- Use ECO/economy wash.




### KETTLE > Savings potential of 50%

- Use a kettle to heat water for making tea or for cooking.



### COOKER > Sparpotenzial 30%

- Put the lids on pans when cooking.
- Switch off the cooker before the end of cooking or roasting time to use residual heat.



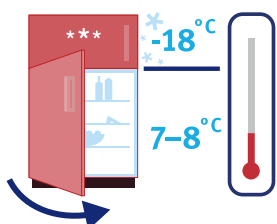
### OVEN > Savings potential of 15%

- Use circulating air for baking instead of heat from the top and bottom of the oven.
- Don't preheat food.
- Switch off the oven before the end of cooking or baking time to use residual heat.



### DISHWASHER > Savings potential of 30%

- Fill the dishwasher as full as possible.
- Use ECO/economy wash.



### FRIDGE > Savings potential of 10%

- Set the fridge to 7–8°C and freezer compartment to minus 18°C.
- Defrost freezer compartment regularly.
- Don't leave the fridge door open for longer than necessary.
- Don't put hot food straight into the fridge.